

FARFETCH

Measure an Existing Ring

SELECT AN EXISTING RING

Key  Diameter (millimeters)

Select an existing ring that fits your desired finger, measure its diameter in millimetres and check against our size chart.

NB: Not to scale



ST XXS
EU 51
US 5 ¾
UK L



ST XXS
EU 52
US 6
UK L ½



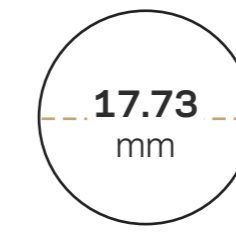
ST XS
EU 53
US 6 ½
UK M ½



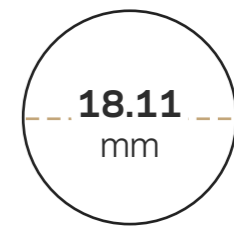
ST XS
EU 54
US 6 ¾
UK N



ST S
EU 55
US 7 ¼
UK O ½



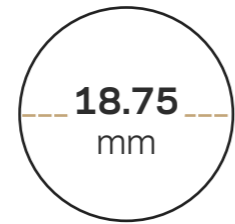
ST S
EU 56
US 7 ½
UK P



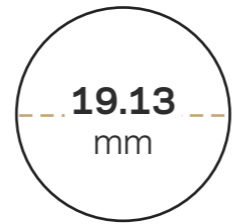
ST M
EU 57
US 8
UK Q



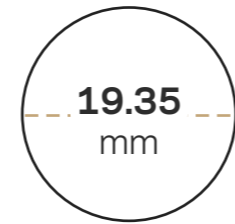
ST M
EU 58
US 8 ¾
UK R



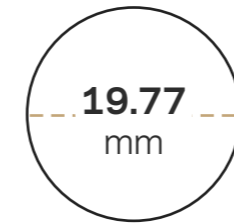
ST L
EU 59
US 8 ¾
UK R ½



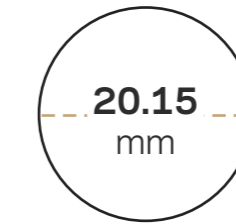
ST L
EU 60
US 9 ¼
UK S ½



ST XL
EU 61
US 9 ½
UK S ¾



ST XL
EU 61
US 9 ½
UK S ¾



ST XXL
EU 63
US 10 ½
UK U ½




ST XXL
EU 64
US 10 ¾
UK V

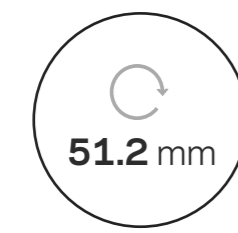
Measure your finger

3 EASY STEPS GUIDE

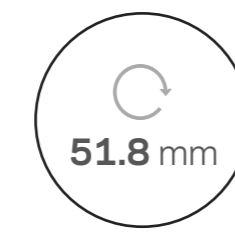
Key  Finger circumference (millimeters)



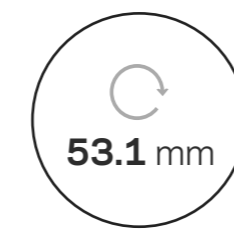
Compare your finger circumference below (in millimeters)



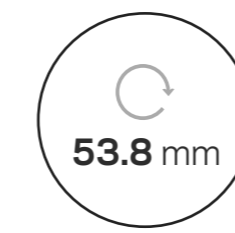
ST XXS
EU 51
US 5 ¾
UK L



ST XXS
EU 52
US 6
UK L ½



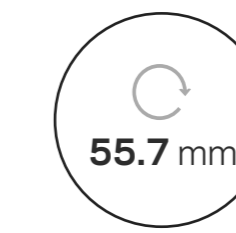
ST XS
EU 53
US 6 ½
UK M ½



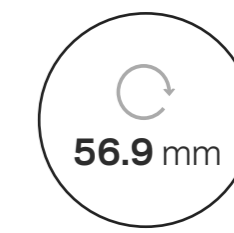
ST XS
EU 54
US 6 ¾
UK N



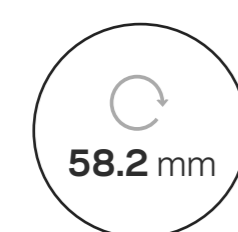
ST S
EU 55
US 7 ¼
UK O ½



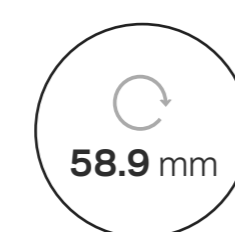
ST S
EU 56
US 7 ½
UK P



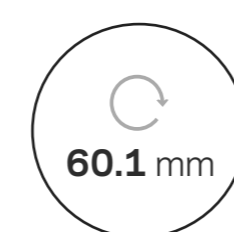
ST M
EU 57
US 8
UK Q



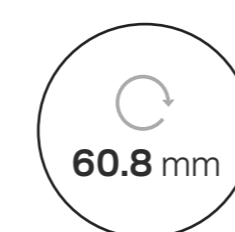
ST M
EU 58
US 8 ¾
UK R



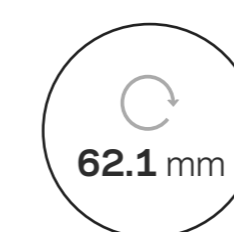
ST L
EU 59
US 8 ¾
UK R ½



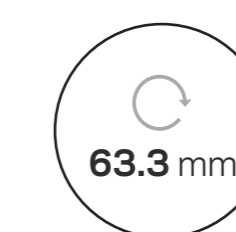
ST L
EU 60
US 9 ¼
UK S ½



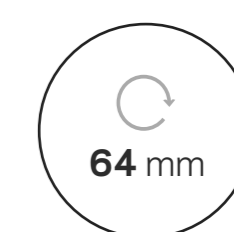
ST XL
EU 61
US 9 ½
UK S ¾



ST XL
EU 61
US 9 ½
UK S ¾



ST XXL
EU 63
US 10 ½
UK U ½



ST XXL
EU 64
US 10 ¾
UK V

MEN'S SIZE CONVERSION CHART

STANDARD	XXS		XS		S		M		L		XL		XXL	
EU	51	52	53	54	55	56	57	58	59	60	61	62	63	64
US	5 ¾	6	6 ½	6 ¾	7 ¼	7 ½	8	8 ½	8 ¾	9 ¼	9 ½	10	10 ½	8 ¾
UK	L	L ½	M ½	N	O ½	P	Q	R	R ½	S ½	S ¾	T ½	U ½	V
CIRCUMFERENCE (MM)	51.2	51.8	53.1	53.8	55	55.7	56.9	58.2	58.9	60.1	60.8	62.1	63.3	64
DIAMETER (MM)	16.30	16.49	16.90	17.13	17.51	17.73	18.11	18.53	18.75	19.13	19.35	19.77	20.15	20.37

Note:
Please note that our size charts are only to be used as a guide, as it can vary due to hand finger shape.